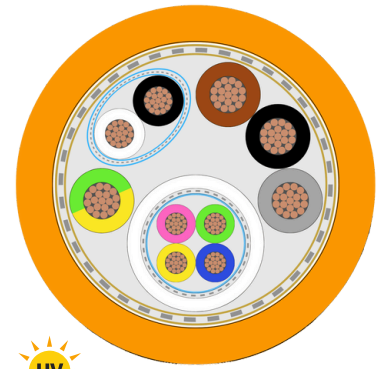




# SERVO SIEMENS OCC S210






SPHYBRID1BE08 PUR






AWM Style 21223 (80°C / 1000V)








### General Construction 4xAWG19

-  **Conductor:** Stranded Un copper wire (Class 6); nom. 0,75mm<sup>2</sup>- AWG19; nominal diameter 1,20mm; VDE 0295. Lay agree with UL 758 tab 5,9; conform to EN 13602 - ETP1, DIN 40500 E-Cu 58
-  **Insulation:** Polyolefin compound; nominal diameter 2,1mm
-  **Color Cores:** Brown printed (U/L1/C/L+) – black printed (V/L2) – grey printed (W/L3/D/L-) – green/yellow

### General Construction 1x(4xAWG26)C – EtherNet

-  **Conductor:** Stranded bare copper wire (Class 6); nom. 0,15mm<sup>2</sup> - AWG26; nominal diameter 0,50mm; VDE 0295. Lay agree with UL 758 tab 5,9; conform to EN 13602 - ETP1, DIN40500 E-Cu 58
-  **Insulation:** Polyolefin compound; nominal diameter 1,15mm
-  **Color Cores:** Blue – yellow – pink – green
-  **Shield:** Al/PET tape (aluminium face outside); nominal optical coverage 100% + braid type; tin copper wire; nominal optical coverage 85%
-  **Protective Tape:** Tape over assembly
- Assembly:** Four cores stranded together

### General Construction 1x(2xAWG21)C

-  **Conductor:** Stranded Un copper wire (Class 6); nom. 0,50mm<sup>2</sup>- AWG21; nominal diameter 0,95mm; VDE 0295. Lay agree with UL 758 tab 5,9; conform to EN 13602 - ETP1, DIN 40500 E-Cu 58
-  **Insulation:** Polyolefin compound; nominal diameter 1,7mm
-  **Color Cores:** White – black
-  **Shield:** Braid type; Un copper wire; nominal optical coverage 85%
- Protective Tape:** Tape under and over screen
-  **Assembly:** Two cores twisted together

## Assembly

1x(4xAWG26)C + 1x(2xAWG21)C + 4xAWG19 stranded together around a central filler;  
some fillers could be used for a better roundness

## Screen

Braid type; tin copper wire; nominal optical coverage 85%

## Sheath

**Outer sheath:** PUR (ether base), 90 ShA; diameter 10,50 ±0,30 mm

**Colour:** Orange similar RAL 2003; conform to UL Style 21223

## Protective Tape

Tape under and over total screen

## Movement Data @20°C



**Bending cycles:** up to 5Mio (10 Mio stroke)

**Bending radius:** 7,5 x D (Flexible) - 4 x D (Fixed)

## Technical data



**Nominal Voltage:** 1000 Vrms



**Test Voltage C/C:** 4000 V x 1 min.



**Temperature:** -40°C to +80°C (Fixed) - 25°C to +80°C (Flexible)



**Oil Resistance:** According to UL758

**Electric resistance:** (AWG21): 26,40 Ω/Km (IEC 60344)

(AWG19): 42,30 Ω/Km (IEC 60344)



**Flame Resistance:** UL Cable Flame Test; CSA FT1; IEC 60332-1-2

## Electrical - EtherNet Cat.5e

**Test Voltage:** (AWG26) 1000 V x 1 min.

**Electric resistance:** (AWG26) 127,30 Ω/Km (IEC 60344)


**Characteristic impedance:** 100Ω ±15Ω


**Capacitance:** 55 pF/m ±15 pF/m

**Capacitance (Core/Screen):** 105 pF/m ±15 pF/m

**Nominal inductance:** 0,5 μH/m

## Approval

 Halogen free according to CEI EN 60754-1 / VDE 0482-754-1

 Silicone, Pb, FCKW free

Name	Cable Type	Ø mm	Tolerance
SPHYBRID1BE08	4 x 0,75 + 1 x (2 x 0,5) + 1 x (4 x 0,15)	10,5	±0,30 mm

\*All trademarks used herein are the property of their respective owners. Reference to any non-Movinflex trademarks is not intended to claim any endorsement or association between Movinflex and the respective trademark owners, and should not be construed.

Customer responsibility to verify suitability of the product for the intended purpose remains. Processing and application of the goods are outside of our control possibilities. Right to technical changes is reserved.