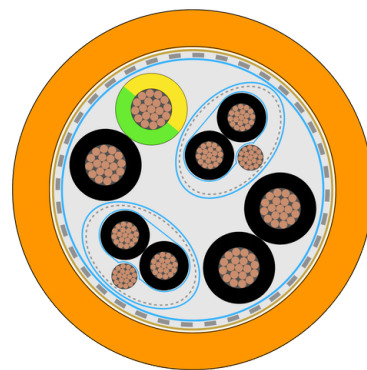










# SERVO MOBILE BOSCH








According to BOSCH INDRAMAT  
AWM Style 21223 (80°C / 1000V)








## General Construction

-  **Conductor:** Flexible bare copper conductor Cl.6 according to IEC60228/VDE0295
-  **Insulation:** PP compound
-  **Color Cores:** Black printed from 1 to 3 + green/yellow  
Pair: black printed (5-6) (7-8)
-  **Shield:** Pair: Al/PET + DW (0,6mm<sup>2</sup>); Tinned copper braid;  
Total: Tinned copper braid; nominal optical coverage 85%
-  **Protective Tape:** Pair - PET tape over shield.  
Total - Nonwovens tape under and over shield
-  **Outer Jacket:** Pur (ether base), 90 ShA Compound accordance to UL758  
Color Jacket: Orange similar RAL2003




## Technical Data

-  **Nominal Voltage:** 1000Vrms
-  **Test Voltage:** 4000V
-  **Temperature:** -40°C to +80°C (Fixed) - 25°C to +80°C (Flexible)
-  **Flame Resistance:** UL Cable flame test CSA FT1 - IEC60332-1-2
-  **Oil Resistance:** According to UL758

## Movement Data @20°C

-  **Bending cycles:** up to 5Mio (10 Mio Stroke)
-  **Bending radius:** 7,5 x D (Flexible) - 5 x D (Fixed)
-  **Speed:** up to 300 m/min
-  **Acceleration:** up to 30 m/sec<sup>2</sup>
-  **Torsion:** +-180°/1m

## Approval

-  Halogen free according to CEI EN 60754-1 / VDE 0482-754-1 - UV Resistance
-  Silicone, Pb, Cd, Hg, FCKW free
-  RoHS3 compliant 2014/35/UE; 2014/30/UE; 2011/65/CE; 2015/863/UE

Name	Reference	Cable Type	Ø mm	Tolerance	Weight Kg/Km
SP4G0,75+1C	INK 670	4 x 0,75 + 2 x 0,5	9,4	±0,30 mm	136,0
SP4G1+2C	INK 653	4 x 1 + 2 x 2 x 0,75	11,5	±0,30 mm	211,0
SP4G1,5+2C	INK 650	4 x 1,5 + 2 x 2 x 0,75	12,1	±0,30 mm	243,0
SP4G2,5+2C	INK 602	4 x 2,5 + 2 x 2 x 1	14,2	±0,30 mm	321,0
SP4G4+2C	INK 603	4 x 4 + 2 x 1 + 2 x 1,5	16,0	±0,40 mm	438,0
SP4G6+2C	INK 604	4 x 6 + 2 x 1 + 2 x 1,5	17,6	±0,40 mm	564,0
SP4G10+2C	INK 605	4 x 10 + 2 x 1 + 2 x 1,5	21,0	±0,70 mm	797,0
SP4G16+2C	INK 606	4 x 16 + 2 x 2 x 1,5	24,7	±0,70 mm	1.129,0
SP4G25+2C	INK 607	4 x 25 + 2 x 2 x 1,5	29,4	±1,00 mm	1.530,0
SP4G35+2C	INK 667	4 x 35 + 2 x 2 x 1,5	31,3	±1,00 mm	1.890,0
SP4G50+2C	INK 668	4 x 50 + 2 x 2 x 2,5	38,2	±1,00 mm	2.670,0

\*All trademarks used herein are the property of their respective owners. Reference to any non-Movinflex trademarks is not intended to claim any endorsement or association between Movinflex and the respective trademark owners, and should not be construed.

Customer responsibility to verify suitability of the product for the intended purpose remains. Processing and application of the goods are outside of our control possibilities. Right to technical changes is reserved.

