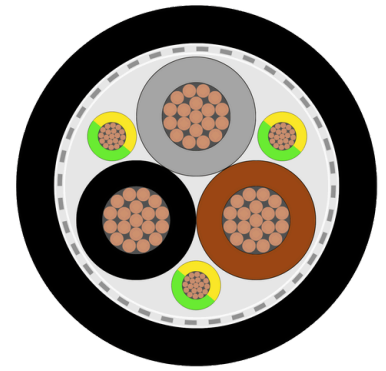









POWER 2XSLOCYK-J UR







AWM Style 21179 (90°C / 1000V)




General Construction

-  **Conductor:** Flexible bare copper (Class 5) Acc.to IEC 60228 / VDE 0295 – UL 1581
-  **Insulation:** XLPE compound Acc. to UL 90°C – 1000 V
-  **Core Identification:** Colour cores: black – brown – grey + 3 green/yellow
-  **Screen:**
First: polyester / aluminium foil (Ext.AL)
Second: Tinned copper braid; nominal opTcal coverage 80%
-  **Sheath:**
Outer sheath: PVC compound cl 43 acc. to UL 90°C 1000V (Style 21179)
Colour: black similar RAL 9005



Technical data

-  **Nominal voltage:** UL/CE 0,6/1 kV
-  **Test voltage:** 4000 V
-  **Operating temperature range:** -40°C to +90°C (Fixed) -5°C to +90°C (Flex)
-  **Flame:** UL Cable flame test 1581 VW-1, CSA FT1 - IEC 60332-1-2 / IEC 60332-3-24

Movement Data @20°C

-  **Bending radius:** 10 x Ø (Fixed) 20 x Ø (Flex)

Approval

-  Oil-resistant: UL 1581; IEC 60811-404; VDE 0473-811-404
-  UV-resistant: yes
- Silicone, Pb, Cd, Hg, FCKW free: yes
- RoHS compliant: 2014/35/UE; 2011/65/CE; 2015/863/UE

Name	Cable Type	Ø mm	Tolerance	Weight Kg/Km
2X4G1,5UR	4 x 1,5	10,5	±0,25 mm	132,7
2X4G2,5UR	4 x 2,5	12,3	±0,30 mm	211,1
2X4G4UR	4 x 4	14,0	±0,40 mm	297,8
2X4G6UR	4 x 6	15,2	±0,50 mm	390,2
2X4G10UR	4 x 10	19,0	±0,50 mm	612,9
2X3X10+3G1,5UR	3 x 10 + 3 x 1,5	17,0	±0,50 mm	580,0
2X3X16+3G2,5UR	3 x 16 + 3 x 2,5	20,0	±0,50 mm	840,0
2X3X25+3G4UR	3 x 25 + 3 x 4	23,0	±0,50 mm	1.220,0
2X3X35+3G6UR	3 x 35 + 3 x 6	26,0	±0,60 mm	1.710,0
2X3X50+3G10UR	3 x 50 + 3 x 10	32,5	±0,60 mm	2.405,0
2X3X70+3G10UR	3 x 70 + 3 x 10	34,0	±0,60 mm	3.213,0
2X3X95+3G16UR	3 x 95 + 3 x 16	40,0	±0,80 mm	3.920,0
2X3X120+3G16UR	3 x 120 + 3 x 16	43,0	±0,80 mm	5.445,0
2X3X150+3G25UR	3 x 150 + 3 x 25	51,0	±0,90 mm	6.510,0
2X3X185+3G35UR	3 x 185 + 3 x 35	56,0	±0,90 mm	7.750,0
2X3X240+3G50UR	3 x 240 + 3 x 50	63,0	±1,00 mm	9.460,0



LOW VOLTAGE CURRENT CARRYING CAPACITY

Current-carrying capacity (IZ) insulated flexible copper conductors, ambient air temperature +40°C for different methods of installation with correction factor based on ambient temperature

Section mm ²	PUR / XLPE / HEPR (40°C)		Cables on walls	PVC (40°C)
	Cables on walls	Cables on open cable trays		
0,75	-	-	9,8	10,4
1	-	-	11,7	12,4
1,5	19,9	20,9	15,2	16,1
2,5	27,7	29,1	21	22
4	36,3	38,2	28	30
6	46,7	49,1	36	37
10	64,8	68,3	50	52
16	86,5	91,0	66	70
25	109,8	115,6	84	88
35	136,6	143,8	104	110
50	166,0	174,7	125	133
70	212,7	223,9	160	171
95	257,6	271,2	194	207
120	299,1	314,9	225	240
150	344,9	363,1	259,5	275
185	394,2	415,0	295,3	313
240	465,1	489,6	349	370
300	536,9	565,1	404,8	429
400	-	-	457,6	485
500	-	-	515	546

CORRECTION FACTORS FOR TEMPERATURE

Ambient temperature °C	30	35	40	45	50	55	60
Correction factor	1,15	1,08	1	0,91	0,82	0,71	0,58