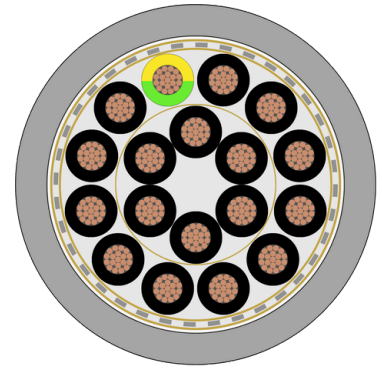













CONTROL SC




### General Construction

	<b>Conductor:</b>	Flexible bare copper (Class 5) Acc. to IEC 60228 / EN 50363
	<b>Insulation:</b>	PVC TI2
	<b>Color Identification:</b>	X: numbers G: green/yellow + numbers
	<b>Assembly:</b>	The cores are cabled together in concentric lay, with fillers if necessary
	<b>Screen:</b>	Tinned copper wire braid; nom. coverage 70±5%
	<b>Protective Tape:</b>	Polyester tape
	<b>Sheath:</b>	Outer sheath: PVC TM2 Colour: grey RAL 7001


### Technical data

	<b>Operating Voltage:</b>	450/750 V
	<b>Temperature:</b>	-40 °C to +80 °C (fixed) -5 °C to +70 °C (flex)
	<b>Flame Resistance:</b>	IEC 60332-3-22 cat.A; IEC 60332-1-2
	<b>Oil Resistance:</b>	Yes

### Movement Data @20°C

	<b>Bending radius:</b>	6 x Ø (fixed), 12 x Ø (flex)
---	------------------------	------------------------------

### Approval

	Oil-resistant: IEC 60811-404 Acid gas emission: IEC 60754-1
---	--

Name	Cable type	Ø mm	Tolerance	Weight Kg/Km
FIXSC2X0,50	2 x 0,5	5,4	±0,20 mm	45,0
FIXSC3G0,50	3 x 0,5	5,7	±0,20 mm	49,0
FIXSC4G0,50	4 x 0,5	6,5	±0,20 mm	60,0
FIXSC5G0,50	5 x 0,5	6,8	±0,20 mm	74,0
FIXSC7G0,50	7 x 0,5	7,2	±0,20 mm	88,0
FIXSC12G0,50	12 x 0,5	9,3	±0,20 mm	145,0
FIXSC18G0,50	18 x 0,5	11,2	±0,30 mm	220,0
FIXSC3G0,75	3 x 0,75	6,5	±0,20 mm	60,0
FIXSC18G0,75	18 x 0,75	12,3	±0,30 mm	264,0
FIXSC25G0,75	25 x 0,75	13,7	±0,30 mm	348,0
FIXSC2X1	2 x 1	6,3	±0,20 mm	65,0
FIXSC3G1	3 x 1	6,7	±0,20 mm	73,0
FIXSC4G1	4 x 1	7,2	±0,20 mm	88,0
FIXSC5G1	5 x 1	8,0	±0,20 mm	108,0
FIXSC7G1	7 x 1	8,6	±0,20 mm	136,0
FIXSC10G1	10 x 1	10,9	±0,30 mm	199,0
FIXSC12G1	12 x 1	11,1	±0,30 mm	225,0
FIXSC16G1	16 x 1	12,6	±0,30 mm	291,0
FIXSC18G1	18 x 1	13,6	±0,30 mm	341,0
FIXSC4G1,5	4 x 1,5	8,1	±0,20 mm	116,0
FIXSC5G1,5	5 x 1,5	9,0	±0,20 mm	143,0
FIXSC6G1,5	6 x 1,5	9,7	±0,30 mm	166,0
FIXSC7G1,5	7 x 1,5	9,7	±0,30 mm	183,0
FIXSC4G2,5	4 x 2,5	9,8	±0,30 mm	172,0
FIXSC4G4	4 x 4	11,5	±0,30 mm	251,0
FIXSC4G6	4 x 6	13,5	±0,30 mm	352,0
FIXSC4G10	4 x 10	17,0	±0,40 mm	551,0
FIXSC4G16	4 x 16	19,8	±0,40 mm	813,0

\*All trademarks used herein are the property of their respective owners. Reference to any non-Movinflex trademarks is not intended to claim any endorsement or association between Movinflex and the respective trademark owners, and should not be construed.

Customer responsibility to verify suitability of the product for the intended purpose remains. Processing and application of the goods are outside of our control possibilities. Right to technical changes is reserved.

